




BELGARD
PAVES THE WAY.



SHOP BY COLLECTION



METROPOLITAN

Smooth finish. Straight lines.

Artforms™ Panel Systemp. 14
Paversp. 18
Wallsp. 60



NATURAL

Look of slate and worn stone. Sculpted.

Paversp. 32
Wallsp. 62



HERITAGE

Antiqued. Tumbled.

Paversp. 40
Wallsp. 66

LEGACY

Soft edges. Split face.


Paversp. 42
Wallsp. 68



PORCELAIN

High-definition.
Unbeatable durability.

Paversp. 48



ENVIRONMENTAL

Permeable. Eco-Friendly.

Paversp. 46



SHOP BY APPLICATION



16 PAVERS

Metropolitan.....	p. 18
Natural.....	p. 32
Heritage.....	p. 40
Legacy.....	p. 42
Environmental.....	p. 46
Porcelain.....	p. 48



56 WALLS

Metropolitan.....	p. 60
Natural.....	p. 62
Heritage.....	p. 66
Legacy.....	p. 68



72 CUSTOMIZE YOUR SPACE

Artforms™ Panel System.....	p. 14
Caps & Coping.....	p. 74
Steps.....	p. 80
Elements.....	p. 82
Fire Features.....	p. 84
Lighting.....	p. 88
Paver Restoration.....	p. 90

YOUR NEW OUTDOOR ROOM AWAITS


You've been dreaming about it. Get inspiration. Get design tips. Then, get ready to start living!



Composite Decking



Outdoor Room



TERRARIUM



MARIGOLD



JETSET



- Living
- Office
- Kitchen
- Dining
- Garden
- Decking

[Belgard.com/Rooms](https://belgard.com/Rooms)

Borders



Planter





METROPOLITAN FIRE PIT LIVING ROOM 6A

BELGARD ROOMS

BROUGHT TO YOU BY
BELGARD DESIGN STUDIO

SHOP BY ROOM

A NEW WAY TO DESIGN YOUR SPACE

With over 100 designs to choose from, Belgard Rooms can help you plan the ideal backyard addition. Choose from a variety of room sizes, styles and design features. Each room is designed to work alone or seamlessly pair with other rooms within the portfolio. For total backyard transformations, browse our library of beautifully coordinated Multi-Room Spaces.

VIEW THE GALLERY AND BROWSE ANIMATED TOURS AT Belgard.com/Rooms

SEE ROOMS
COME TO LIFE



METROPOLITAN OFFICE SPACE 3A



NATURAL KITCHEN 5A



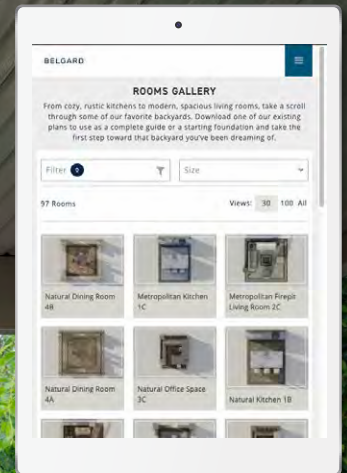
NATURAL DINING ROOM 1A



METROPOLITAN KITCHEN 10A

BROWSE.
PICK.
CLICK.

Our full portfolio of room
designs can help bring
your vision to life.



design tip

Your contractor can work with
the Belgard Design Studio to
adjust product selections and room
features to fit your personal needs.



2022



2016



HGTV
DREAM HOME
PROUD SPONSOR 2022

ROOM *to* DREAM

7 YEARS OF INSPIRING OUTDOOR
LIVING DREAMS TOGETHER

Our long-term sponsorship of the HGTV® Dream Home means collaborating with top design professionals to create trend-forward outdoor spaces that inspire millions of homeowners. Visit **Belgard.com/HGTVDreamHome**

HGTV, HGTV Dream Home, HGTV Dream Home Giveaway and their associated logos are trademarks of Discovery or its subsidiaries and affiliates. All rights reserved. Photos © 2021 Discovery or its subsidiaries and affiliates. All rights reserved.

COLOR

2022



JETSET

Belgard's Color of the Year

Jetset is an energizing hue, full of optimism and the promise of a glorious day

Keep the surrounding space in mind when choosing hardscape colors. Monochromatic and neutral tones can create a sleek, contemporary look. Whereas, contrasting hues work well for creating intricate eye-catching designs. Accessorize with our color of the year to complete your space.

2020



TERRARIUM

2021



MARIGOLD

Our previous colors of the year will still be seen in this year's accessory color palette. For a more subdued look, pull from the soft greens of 2020. For an energized feel, sprinkle in pops of Marigold.

TEXTURE

Texture plays an integral role in outdoor living design. The textures chosen can add a dimensional aspect, a time-worn aesthetic or an element of sophistication.



SLATE / RUSTIC



SCULPTED




COBBLED



DIMPLED



SMOOTH / GRANA



STANDARD



DISTRESSED



TUMBLED

SCALE

Depending on the design goals, the shape and size of a paver can help make an outdoor space look more cozy, more open and contemporary, or more in harmony with the surrounding environment.

4" X 8"
HOLLAND STONE



5" X 11¹³/₁₆"
MELVILLE™ PLANK



6" X 12"
DIMENSIONS™



15⁵/₈" X 11¹³/₁₆"
MEGA-ARBEL™



15⁵/₈" X 23⁵/₈"
TURFSTONE®



OUR PRE-SEALED PROMISE.



COLOR TECHNOLOGY

PAVERS WITHOUT TRUECOLOR

To find out what's available with TrueColor, look for this icon on select product pages.



TRUECOLOR™

Enhances Color & Durability



Durability



UV Resistance




Stain Resistant



Enhanced Color

WHAT IS TRUECOLOR?


TrueColor is a treatment infused during the manufacturing process to deliver a lifetime of quality. Each paver is carefully treated for enhanced color, improved durability, and increased protection against extreme weather. To create an easily maintained surface that keeps the pavers rich and bright, TrueColor deflects harsh UV rays, repels water, and limits wear and tear. By choosing a pre-sealed paver, future fading and staining is avoided. So that season after season, and year after year, TrueColor pavers continue to look new. That's our Pre-Sealed Promise. That's TrueColor.



VISIT [Beldard.com/TrueColor](https://Belgard.com/TrueColor)
TO LEARN MORE ABOUT HOW TO
PROTECT YOUR PAVERS.



METROPOLITAN



NATURAL



HERITAGE


COLLECTIONS

BY BELGARD®

Organized by texture and style, each collection offers coordinated looks that pair well together or can be mixed and matched for a unique design.



LEGACY



ENVIRONMENTAL



PORCELAIN



METROPOLITAN
COLLECTION



SPECIAL
ORDER

ARTFORMS™

Artforms simplifies the design of contemporary outdoor living spaces. This unique modular panel system offers sleek lines and rich color blends to create eye-catching outdoor kitchens and limitless outdoor living features.



VISIT [Beldgard.com/Artforms](http://Belgard.com/Artforms)
FOR MORE INSPIRATION



SCANDINA GRAY



SHADED GRAY



ROCKLAND BLACK
Only available in 6 x 36

6 x 36

18 x 36



METROPOLITAN

- 20**
Dimensions™ 6
- 22**
Dimensions™ 12
- 24**
Dimensions™ 18
- 26**
Dimensions™ Accent

- 28**
Melville™ Plank

NATURAL

- 32**
Origins™ 6
- 34**
Origins™ 12

- 36**
Origins™ 18
- 37**
Origins™ Accent
- 38**
Travertino™

HERITAGE

- 40**
Dublin Cobble®

LEGACY

- 42**
Cambridge Cobble®
- 44**
Holland Stone

ENVIRONMENTAL

- 46**
Eco-Dublin®
- 47**
Turfstone™

PORCELAIN

- 48**
Glocal
- 50**
Noon
- 52**
Quarziti 2.0
- 54**
Verona™

PORCELAIN PAVER LEGEND

v1
UNIFORM
APPEARANCE

v2
SLIGHT
VARIATION

v3
MODERATE
VARIATION

v4
SUBSTANTIAL
VARIATION

LOW SOLAR HEAT
ABSORPTION

s l a t e • s m o o t h • t u m b l e d



PAVERS

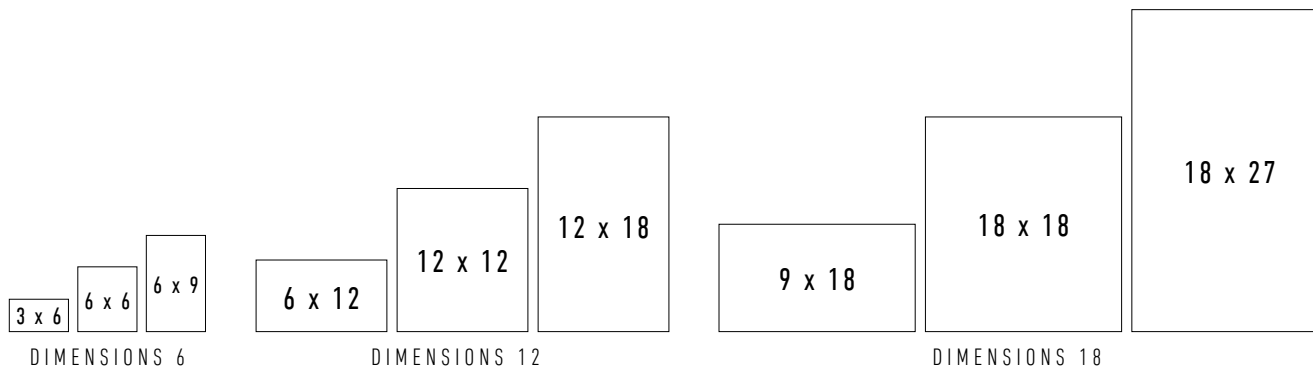
METROPOLITAN
COLLECTION



DIMENSIONS™


Simplify design and installation with modular Dimensions pavers. Dimensions are sized in true 3" increments and can be easily paired with Origins (page 24) to add a contrasting texture to your design.

VISIT [Beldgard.com/Simple](http://Belgard.com/Simple)
FOR MORE INSPIRATION



DIMENSIONS™ 6

PAVER / 60MM



- 3 x 6
- 6 x 6
- 6 x 9

Product shown not to scale



CRAB ORCHARD



DANVILLE BEIGE



LUEDERS GRAY



SCANDINA




Product shown not to scale



DIMENSIONS™ 12

PAVER & SLAB / 60MM



- 6 x 12
- 12 x 12
- 12 x 18



CRAB ORCHARD



DANVILLE BEIGE



LUEDERS GRAY



SCANDINA



DIMENSIONS™ 18

SLAB / 60MM



9 x 18

18 x 18

18 x 27



CRAB ORCHARD



DANVILLE BEIGE



LUEDERS GRAY




SCANDINA



DIMENSIONS™

ACCENT / 60MM




DIMENSIONS™ ACCENT

6 x 9

**Swatches represent product color only, not surface texture.*



CHARCOAL



SUEDE

DIMENSIONS ACCENT



MELVILLE™

PLANK / 60MM



CRAB ORCHARD



DANVILLE BEIGE



LUEDERS GRAY

5 x 11¹³/₁₆

5 x 15³/₄

5 x 19¹¹/₁₆

7¹/₂ x 11¹³/₁₆

7¹/₂ x 15³/₄

7¹/₂ x 19¹¹/₁₆



TRUECOLOR™
Pre-Sealed Promise
*Please refer to page 10
for more information.*

FINISH YOUR SPACE

For a cohesive look, add walls or finishing touches to your space with these coordinating products from the **Metropolitan Collection**.

WALLS



MELVILLE™ WALL PG. 60

FEATURES



ARTFORMS™ PG. 14

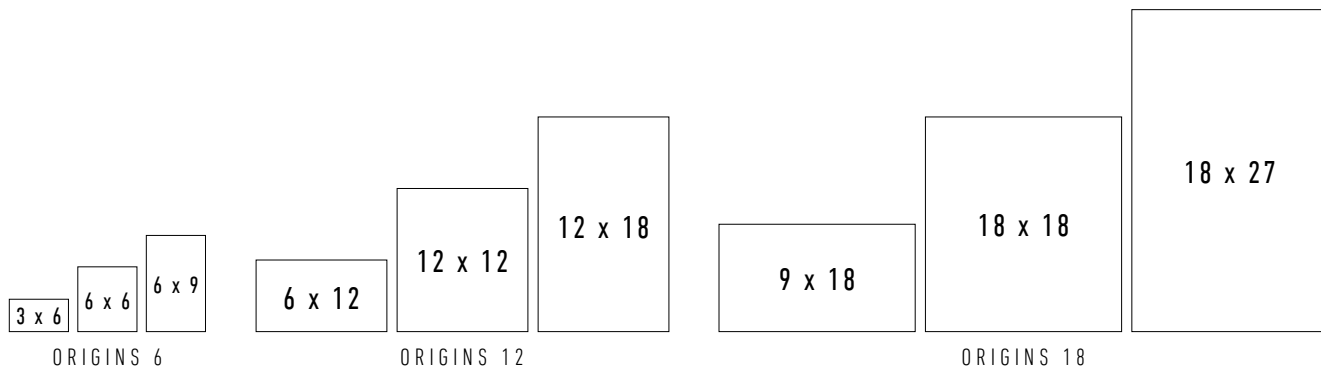
NATURAL
COLLECTION



ORIGINS™


Simplify design and installation with modular Origins pavers. Origins are sized in true 3" increments and can be easily paired with Dimensions (page 16) to add a contrasting texture to your design.

VISIT [Beldgard.com/Simple](http://Belgard.com/Simple)
FOR MORE INSPIRATION



ORIGINS™ 6

PAVER / 60MM



- 3 x 6
- 6 x 6
- 6 x 9



CRAB ORCHARD



DANVILLE BEIGE



LUEDERS GRAY



RIO



ORIGINS™ 12

PAVER & SLAB / 60MM



6 x 12

12 x 12

12 x 18



CRAB ORCHARD



DANVILLE BEIGE



LUEDERS GRAY



RIO





ORIGINS™ 18

SLAB / 60MM



CRAB ORCHARD



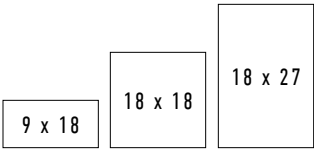
DANVILLE BEIGE



LUEDERS GRAY




RIO



ORIGINS™


ACCENT / 60MM



**Swatches represent product color only, not surface texture.*



CHARCOAL



SUEDE





TRAVERTINO™

OVERLAY / 30MM



BLANCO



DESERT SAND



IVORY



SILVERADO

6 x 6

6 x 12

12 x 12

FINISH YOUR SPACE

For a cohesive look, add walls or finishing touches to your space with these coordinating products from the **Natural Collection**.

WALLS




DIAMOND PRO® QUARRIED FACE PG. 62

FEATURES



BORDEAUX® SERIES PG. 84



COVENTINA® COPING/CAP PG. 75



LANDINGS™ STEP PG. 80



DUBLIN COBBLE[®]

PAVER / 60MM



design tip
Illuminate your space.
See page 88



DANVILLE BLEND



LUEDERS GRAY



RIO

3 x 6	6 x 6	6 x 9
-------	-------	-------




PERMEABLE
OPTION

with larger joints, proper
base and joint material.

FINISH YOUR SPACE

For a cohesive look, add walls or finishing touches to your space with these coordinating products from the **Heritage Collection**.

WALLS



WESTON STONE™ PG. 66

FEATURES



WESTON STONE™ FIRE PIT KIT PG. 86



CAMBRIDGE COBBLE®

PAVER / 60MM



- 3 x 6
- 6 x 6
- 6 x 9



CHARCOAL



LUEDERS GRAY



RIO



CINNABLEND



DANVILLE BEIGE



FOSSIL BEIGE



HILL COUNTRY





HOLLAND STONE

PAVER / 60MM



CHARCOAL



CINNABLEN



FOSSIL BEIGE



RED/CHARCOAL FLASH



RIO



RED



SUEDE

4 x 8

FINISH YOUR SPACE

For a cohesive look, add walls or finishing touches to your space with these coordinating products from the **Legacy Collection**.

WALLS



DIAMOND® 9D PG. 68



DIAMOND PRO STONE CUT® PG. 69



DIAMOND PRO® PS BEVELED FACE PG. 70

FEATURES



COLUMN CAP PG. 77



MARINA™ COPING PG. 76



ECO DUBLIN[®]

PAVER / 80MM



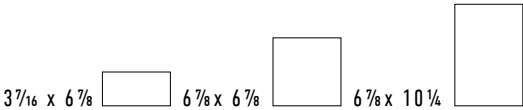
Swatches represent product color only, not surface texture.



DANVILLE BEIGE



RIO

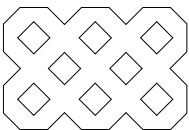


TURFSTONE™

PAVER / 80MM



GRAY




15 3/4" x 23 3/4"



GLOCAL

CONCRETE FINISH



24 x 24


MIRAGE
Porcelain Design Sustainability




v2
CLEAR
GC 01



v2
IDEAL
GC 03



v2
TYPE
GC 04



v2
CLASSIC
GC 05



NOON

WOOD FINISH



8
x
48

12
x
48

MIRAGE
Porcelain. Design. Sustainability.



v4
DAYLIGHT
NN 01 ST



v4
EMBER
NN 02 ST



v3
HONEY
NN 03 ST



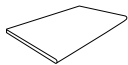
QUARZITI 2.0

STONE FINISH



24
x 24

24 x 48



UNICO

MIRAGE
Porcelain Design Sustainability



GLACIER
QR 01 NAT



MOUNTAINS
QR 02 NAT



WATERFALL
QR 03 NAT



RIVER
QR 04 NAT







VERONA™


STONE FINISH



MIRAGE®
Porcelain. Design. Sustainability.



v3 BLUE STONE
MODERATE



v3 PLATINUM
MODERATE



v3 TAOS
MODERATE



v4 YUKON
HIGH

24 X 24

FINISH YOUR SPACE

For a cohesive look, add walls or finishing touches to your space with these coordinating products from the **Porcelain Collection**.

UNICO



UNICO PG. 78

VENEER



SEE [BELGARD.COM/VENEER](https://www.belgard.com/veneer) FOR STYLES & COLORS





METROPOLITAN

60
Melville™ Wall

NATURAL

62
Diamond Pro®
Quarried Face

64
Lafitt Tandem™

HERITAGE

66
Weston Stone™

LEGACY

68
Diamond® 9D

69
Diamond Pro Stone Cut®

70
Diamond Pro®
Beveled Face

71
Diamond Pro® PS
Beveled Face

freestanding • retaining • garden




WALLS

FOR JOBS BIG & SMALL

Look for this seal to know your freestanding or retaining wall is backed by the foremost experts in the industry.




Whether 4 feet high
or 100 feet high, build
with the best.



REAR-LIP
SYSTEM

INSTALLATION FLEXIBILITY

Option of rear-lip or pin
system allows contractors
to choose their preferred
installation method.



PIN
SYSTEM


MULTIPLE STONE-TEXTURED FACE OPTIONS

*The Diamond® Wall System
is the gold standard for
residential retaining walls.*

DIAMOND PRO®

Diamond Pro Retaining Wall System was created out of the need for a reliable commercial use wall product.

1996



Available in straight face, beveled face styles & a corner unit with a 4" matching split face cap.

DIAMOND PRO STONE CUT®

New crunch technology created to offer a more natural split-stone look.

1999



Available in solid, virtual joint face styles & a corner unit.

DIAMOND PRO® PS

New pin system wall lines launched to offer contractors multiple installation options.

2016




Available in Beveled Face, Victorian Face & Virtual Joints.

DIAMOND PRO® QUARRIED FACE

New face style launched that features the look of sculpted or chiseled quarried stone.

2018



Available with a corner unit and 4" matching sculpted face cap.

DIAMOND PRO® SMOOTH FACE

New smooth face style launched to coordinate with contemporary outdoor living design trends.

2020



Available with a corner unit. 4" matching smooth face cap.



QUARRIED FACE



STONE CUT



VICTORIAN FACE

DIAMOND PRO® SERIES

For decades, the Diamond Pro Series has been the most trusted retaining wall system in the industry, preferred by engineers and contractors alike.

VISIT Belgard.com/DiamondPro
FOR MORE STYLES AND COLORS




MELVILLE™

FREESTANDING / RETAINING WALL



10 x 20 x 4



13 x 20 x 2



CRAB ORCHARD




DANVILLE BEIGE



LUEDERS GRAY

INTEGRATE MELVILLE CAP FOR
A MULTIDIMENSIONAL LOOK

DIAMOND PRO[®]
QUARRIED FACE
RETAINING WALL



See cap and corner on page 103

8 x 18 x 12



DANVILLE BEIGE



LUEDERS GRAY

COORDINATING
WALL CAP AVAILABLE



LAFITT TANDEM™

FREESTANDING / RETAINING WALL



- 7 x 13³/₁₆ x 2⁵/₈
- 7 x 15¹³/₁₆ x 2⁵/₈
- 7 x 18⁷/₁₆ x 2⁵/₈

For caps and construction pieces see pg 104



DANVILLE BEIGE



LUEDERS GRAY


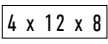
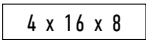
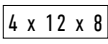




WESTON STONE™

FREESTANDING / RETAINING WALL



4 x 8 x 8  4 x 12 x 8  4 x 16 x 8  | 4 x 12 x 8 



DANVILLE BEIGE



GASCONY TAN



LUEDERS GRAY





DIAMOND[®] 9D

RETAINING WALL






BAYOU BLEND



DANVILLE BEIGE



LUEDERS GRAY

See cap on page 93 6 x 5⁷/₈ x 9  6 x 11⁷/₈ x 9  | 6 x 17³/₄ x 9 

DIAMOND PRO STONE CUT®

RETAINING WALL



**Virtual Joint blocks are meant to be used in conjunction with solid blocks. 1 to 1 pallet ratio is recommended.*



FOSSIL BEIGE



LUEDERS GRAY

8 x 18 x 12

See cap and corner on page 102 | Virtual Joint block silo on page 102





DIAMOND PRO[®]

BEVELED FACE

RETAINING WALL



GRAY



FOSSIL BEIGE



LUEDERS GRAY



TAN

DIAMOND PRO[®] PS

BEVELED FACE

RETAINING WALL



TAN

8 x 18 x 12

See cap and corner on page 103





CAPS & COPING

74
Laguna® Coping

75
Coventina® Coping/Cap

76
Marina™ Coping

77
Column Cap

78
Unico

STEPS

80
Landings™ Step

ELEMENTS

82

FIRE FEATURES

84
Bordeaux™ Series

86
Weston Stone™
Fire Pit Kit

LIGHTING

88

PAVER RESTORATION

90

a c c e n t s • f e a t u r e s • a c c e s s o r i e s



CUSTOMIZE YOUR SPACE



LAGUNA[®]

COPING / 60MM



COGNAC



MOONSTONE




PEARL

14^{3/16} x 23^{5/8}

COVENTINA™

COPING / CAP / 60MM



CRAB ORCHARD



DANVILLE BEIGE



LUEDERS GRAY

14 x 23½






MARINA™

COPING / 60MM



CHARCOAL



FOUNDRY



MOCHA

5¹⁵/₁₆ x 11¹³/₁₆


COLUMN CAP



CHARCOAL



LIMESTONE



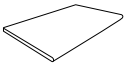

TAN

28 x 28 x 3



UNICO

COPING / 20MM



13 x 23½



GLACIER
QR 01 NAT



MOUNTAINS
QR 02 NAT



WATERFALL
QR 03 NAT



RIVER
QR 04 NAT




LANDINGS™

STEP UNIT




6 x 48 x 18



FOUNDRY



LIMESTONE



HGTV
DREAM HOME
PROUD SPONSOR 2022

See in multiple Dream Homes at
[Beltgard.com/HGTVdreamhome](http://Belgard.com/HGTVdreamhome)



BACKED BY
ANCHOR
DIAMOND
INDUSTRY EXPERTS





HGTV
**DREAM
HOME**
2022
PROUD SPONSOR

DOUBLE BURNER
Provides the convenience
of range top cooking and
grilling simultaneously

32" PRO GRILL
Also available in 40" -
liquid propane or natural gas

PLUS
SHOP PRE-BUILT FIRE
FEATURES ON THE
FOLLOWING PAGES
See pages 84-86

DOUBLE DOORS
Convenient access to your
island, utilities, and grill

DOUBLE DRAWERS
Extra storage for
cooking accessories

Outdoor Cooking



Grills, ovens, & burners available online to outfit all outdoor cooking styles

Storage




Refrigeration, doors & drawers available online for every access or storage need

ELEMENTS

Outdoor Essentials for Belgard

Complete your project with essential finishing touches designed to work seamlessly with a variety of Belgard products. Elements enhance both beauty and functionality for better outdoor living.



➔ VISIT Belgard.com/Elements
FOR THE FULL PRODUCT OFFERING

Bar & Sink



Bar prep & sinks available online in multiple styles and sizes

Accessories



Accessories available online for all outdoor cooking needs

Fire Pit Kits



Gas insert kits available online
in round, square, and linear shapes



BORDEAUX™ SERIES

GRILL ISLAND & FIRE FEATURES



SIENNA / BUFF



PEWTER / MIDNIGHT



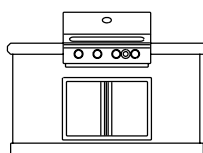
SIENNA / MIDNIGHT




PEWTER / BUFF

PLEASE NOTE: All of our fireplaces and fire pits come standard as wood-burning units. However, our fireplaces and fire pits can be retro-fitted for gas burning log sets and burners. Please contact us for more details at 877-235-4273.

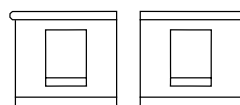
Be sure to check with your local municipality for any codes that may affect your installation. Grill island includes stainless grill and door set. Grill is available in propane or natural gas. Must be specified when placing order.



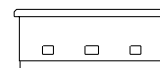
GRILL ISLAND
2'6"D X 5'11"W X 3'5"H
(Grill and doors included)



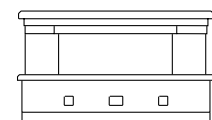
FIREPLACE
2'7"D X 4'3"W X 7'8"H
Also available in XL:
Approximately 9 ft. tall



WOOD BOXES
2'1¼"D X 3'3"W X 3'1"H EACH
Sold as a pair
Also available in XL



LINEAR FIRE TABLE
2'11"D X 6'2"W X 2'5"H

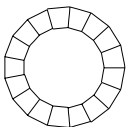


LINEAR FIREPLACE
3'6½"D X 7'8"W X 4'5¼"H

design tip
Upgrade to a gas insert.
Visit Belgard.com/Elements

WESTON STONE™

FIRE PIT KIT



DANVILLE BEIGE




GASCONY TAN



LUEDERS GRAY

ROUND FIRE PIT:
Outside is 4' 6" in diameter
Inside is 39.6" in diameter
Stacks up to 4 rows high
Fire ring and adhesive is included.

ELEMENTS



LIGHT *up the* NIGHT

BLUETOOTH® TRANSFORMERS

App based transformer allows for easy set-up and programming

Smart Bluetooth wireless landscape lighting transformer with a dashboard to check status and manually control the lights



150 & 300 Watt



LOW VOLTAGE PATHWAY LIGHTS* 💡 *for Pathways, Patio Edges & Flower Beds*



Traditional Path Light



Classic Path Light



Modern Path Light



ACCENT/SPOT LIGHTS* 💡 *for Plants, Trees, Houses & Landscape Features*



Traditional Accent Light



High Power Accent Light



Wall Wash Light



PAVER LIGHTS 💡 *for Walkways*



6-Inch



8-Inch



9-Inch



HARDSCAPE LIGHTS 💡 *for Steps & Walls*



Traditional
7-Inch
Available in black, bronze and grey.



PILLAR LIGHTS 💡 *for Pillars & Columns*



Traditional Pillar Light



Modern Pillar Light



Noble Pillar Light

**Available in black and bronze finish*



INSTALLATION & RESTORATION



Trusted and proven products that speed installation and keep outdoor spaces looking beautiful for years to come.



JOINTING PRODUCTS



The smart choice for everyday installations



High-performance, the only real no haze, no dust alternative



No compaction – true alternative to mortar, stone dust and polymeric stone dust



Jointing compound under wet or dry conditions

SEALERS



Matte finish



Enhanced color with satin finish



Natural color with satin finish



Enhanced color with gloss finish



SATIN LOOK
SEALER

STICKYSTONE

NOCO

EDGING

ADHESIVES



Hardscape foam adhesive



Vertical hardscape
adhesive

EDGING & ACCESSORIES



Edging & spacers



Edging material
for finished look



Dry mudset for
concrete overlays

STAIN REMOVERS



Organic stain
remover



Paint, tar and
rubber remover



Rust remover



For motor oil
and grease



Professional grade oil
and grease remover for
deeply set petroleum-
based products

CLEANERS



Paver restorer removes
haze created by some
polymeric sands



Paver Prep dislodges
efflorescence and
ground-in dirt




DESIGN

ideas &

INSPIRATION





Left: Quarziti 2.0 in Waterfall, Artforms™ in Scandina Gray, Elements Grill

Top: Laguna® Coping in Pearl

Bottom: Catalina Grana® in Danville Beige, Laguna® Coping in Moonstone, Tru-Scapes Lighting





*Above: Quarziti 2.0 in Waterfall,
Artforms™ in Scandina Gray*

*Right: Weston Stone® Wall in Lueders Gray, Catalina
Grana® in Lueders Gray, Holland Stone in Suede.*

*Right Top: Catalina Grana® in Lueders Gray,
Melville™ Wall in Lueders Gray*

*Right Bottom: Dublin Cobble® in Danville Beige, Holland
Stone in Charcoal, Diamond® 9D in Danville Beige*





Travertino™ in Desert Sand



*Dublin Cobble® in Danville Beige, Holland Stone in Charcoal,
Diamond® 90 in Danville Beige, Tru-Scapes Lighting*
















*Diamond Pro® Quarried Face
in Lueders Gray*

*Lafitt® Grana Slab in Lueders Gray,
Weston Stone™ Wall in Gascony Tan*






PAVERS
PALLET INFORMATION / ESTIMATING CHART




CAMBRIDGE COBBLE			SQFT/ PALLET	SQFT/ LAYER	LAYER/ PALLET	UNITS/ PALLET	WEIGHT/ PALLET
3-PIECE		3 x 6 x 2¾"	20	2	–	160	–
		6 x 6 x 2¾"	40	4	–	160	–
		6 x 9 x 2¾"	60	6	–	160	–
TOTAL			120	12	10	480	3090


DIMENSIONS™			SQFT/ PALLET	SQFT/ LAYER	LAYER/ PALLET	UNITS/ PALLET	WEIGHT/ PALLET
6		3 x 6 x 2¾"	20	2	–	160	–
		6 x 6 x 2¾"	40	4	–	160	–
		6 x 9 x 2¾"	60	6	–	160	–
TOTAL			120	12	10	480	3180
12		6 x 12 x 2¾"	20	2	–	40	–
		12 x 12 x 2¾"	40	4	–	40	–
		12 x 18 x 2¾"	60	6	–	40	–
TOTAL			120	12	10	120	3180
18		9 x 18 x 2¾"	22.5	2.25	–	20	–
		18 x 18 x 2¾"	22.5	2.25	–	10	–
		18 x 27 x 2¾"	67.5	6.75	–	20	–
TOTAL			112.5	11.25	10	50	2925
6X9		6 x 9 x 2¾"	112.5	11.25	10	30	2982


PAVERS

PALLET INFORMATION / ESTIMATING CHART











H DUBLIN COBBLE			SQFT/ PALLET	SQFT/ LAYER	LAYER/ PALLET	UNITS/ PALLET	LNFT/PALLET (SOLDIER)	LNFT/PALLET (SAILOR)	WEIGHT/ PALLET
3-PIECE		3 x 6 x 2 ³ / ₈	20.84	1.89	–	176	–	–	–
		6 x 6 x 2 ³ / ₈	44.98	3.91	–	176	–	–	–
		6 x 9 x 2 ³ / ₈	64.20	5.84	–	176	–	–	–
TOTAL			127.9	11.63	11	528	170	256	3198




E ECO DUUBLIN			SQFT/ PALLET	SQFT/ LAYER	LAYER/ PALLET	UNITS/ PALLET	LNFT/PALLET (SOLDIER)	LNFT/PALLET (SAILOR)	WEIGHT/ PALLET
3-PIECE		3 ⁷ / ₁₆ x 6 ⁷ / ₈ x 2 ³ / ₈	–	–	–	–	–	–	–
		6 ⁷ / ₈ x 6 ⁷ / ₈ x 2 ³ / ₈	–	–	–	–	–	–	–
		6 ⁷ / ₈ x 10 ¹ / ₄ x 2 ³ / ₈	–	–	–	–	–	–	–
TOTAL			91.6	11.45	8	–	109	157	3296

G GLOCAL			GROSS WEIGHT / BOX	PIECES / BOX	SQ FT / BOX	BOXES / FULL PALLET	SQ FT / PALLET	GROSS WEIGHT / PALLET
24 X 24		23.54 x 23.54 x 3/4	33 kg / 72 lbs	2	7.75	30	232.5	980 kg / 2160 lbs

H HOLLAND STONE			SQFT/ PALLET	SQFT/ LAYER	LAYER/ PALLET	UNITS/ PALLET	LNFT/PALLET (SOLDIER)	LNFT/PALLET (SAILOR)	WEIGHT/ PALLET
4 X 8		4 x 8 x 2 ³ / ₈	120	12	10	540	180	360	3060




PAVERS
PALLET INFORMATION / ESTIMATING CHART



ORIGINS™			SQFT/ PALLET	SQFT/ LAYER	LAYER/ PALLET	UNITS/ PALLET	WEIGHT/ PALLET
6		3 x 6 x 2⅜	20	2	–	160	–
		6 x 6 x 2⅜	40	4	–	160	–
		6 x 9 x 2⅜	60	6	–	160	–
TOTAL			120	12	10	480	3312
12		6 x 12 x 2⅜	20	2	–	40	–
		12 x 12 x 2⅜	40	4	–	40	–
		12 x 18 x 2⅜	60	6	–	40	–
TOTAL			120	12	10	120	3322
18		9 x 18 x 2⅜	22.5	2.25	–	20	–
		18 x 18 x 2⅜	22.5	2.25	–	10	–
		18 x 27 x 2⅜	67.5	6.75	–	20	–
TOTAL			112.5	11.25	10	50	3152
6X9		6 x 9 x 2⅜	112.5	11.25	10	30	2948


MELVILLE PLANK			SQFT/ PALLET	SQFT/ LAYER	LAYER/ PALLET	UNITS/ PALLET	WEIGHT/ PALLET
3-PIECE SMALL		5 x 11 ¹³ / ₁₆ x 2⅜	28.63	2.86	–	70	–
		5 x 15¾ x 2⅜	37.80	3.78	–	70	–
		5 x 19 ¹ / ₁₆ x 2⅜	48.10	4.81	–	70	–
TOTAL			114.53	11.45	10	210	2920




PAVERS


PALLET INFORMATION / ESTIMATING CHART


MELVILLE PLANK CON'T			SQFT/ PALLET	SQFT/ LAYER	LAYER/ PALLET	UNITS/ PALLET	WEIGHT/ PALLET
3-PIECE LARGE		7½ x 11⅓¼ x 2⅜	30.68	3.07	–	50	–
		7½ x 15¾ x 2⅜	40.49	4.05	–	50	–
		7½ x 19⅓¼ x 2⅜	51.54	5.15	–	50	–
TOTAL			122.71	12.27	10	150	3219

NOON			GROSS WEIGHT / BOX	PIECES / BOX	SQ FT / BOX	BOXES / FULL PALLET	SQ FT / PALLET	GROSS WEIGHT / PALLET
8 X 48		7.64 x 47.17 x ¾	21 kg / 46 lbs	2	5.06	30	151.8	642 kg / 1415 lbs
12 X 48		11.73 x 47.17 x ¾	34 kg / 74 lbs	2	7.75	36	279	1208 kg / 2664 lbs

QUARZITI 2.0			GROSS WEIGHT / BOX	PIECES / BOX	SQ FT / BOX	BOXES / FULL PALLET	SQ FT / PALLET	GROSS WEIGHT / PALLET
24 X 24		23.54 x 23.54 x ¾	33 kg / 72 lbs	2	7.75	30	232.5	980 kg / 2160 lbs




TRAVERTINO			SQFT/ PALLET	SQFT/ LAYER	LAYER/ PALLET	UNITS/ PALLET	WEIGHT/ PALLET
3-PIECE		6 x 6 x 1⅓¼	32	2	–	128	–
		6 x 12 x 1⅓¼	96	6	–	192	–
		12 x 12 x 1⅓¼	64	4	–	64	–
TOTAL			192	12	16	384	2400


TURFSTONE			SQFT/ PALLET	SQFT/ LAYER	LAYER/ PALLET	UNITS/ PALLET	LNFT/PALLET (SOLDIER)	LNFT/PALLET (SAILOR)	WEIGHT/ PALLET
4 X 8		15¾ x 23¾ x 2⅜	101	12.62	40	200	60	75	2575


VERONA			GROSS WEIGHT / BOX	PIECES / BOX	SQ FT / BOX	BOXES / FULL PALLET	SQ FT / PALLET	GROSS WEIGHT / PALLET
24 X 24		23.54 x 23.54 x ¾	33 kg / 72 lbs	2	7.75	30	232.5	980 kg / 2160 lbs



WALLS

PALLET INFORMATION / ESTIMATING CHART

DIAMOND 9D			SQFT/ PALLET	SQFT/ LAYER	LAYER/ PALLET	UNITS/ PALLET	UNITS/ SQFT	WEIGHT/ UNIT	WEIGHT/ PALLET
BLOCK		6 x 17¾ x 9	35.5	8.9	4	48	–	49	2379
		6 x 5⅞ x 9	–	–	–	–	–	–	–
2-PIECE		6 x 11⅞ x 9	–	–	–	–	–	–	–
TOTAL			35.5	8.9	4	–	–	–	2805
CAP		3 x 17 / 12 x 10	–	–	–	64	–	44	2829




DIAMOND PRO			SQFT/ PALLET	SQFT/ LAYER	LAYER/ PALLET	UNITS/ PALLET	UNITS/ SQFT	WEIGHT/ UNIT	WEIGHT/ PALLET
BEVEL FACE		8 x 18 x 12	36	9	4	36	–	72	2592



DIAMOND PRO PS			SQFT/ PALLET	SQFT/ LAYER	LAYER/ PALLET	UNITS/ PALLET	UNITS/ SQFT	WEIGHT/ UNIT	WEIGHT/ PALLET
BEVEL FACE		8 x 18 x 12	36	9	4	36	–	74	2664


DIAMOND PRO STONE CUT			SQFT/ PALLET	SQFT/ LAYER	LAYER/ PALLET	UNITS/ PALLET	UNITS/ SQFT	WEIGHT/ UNIT	WEIGHT/ PALLET
VIRTUAL JOINT		8 x 18 x 12	36	9	4	36	–	77.5	2790
SOLID UNIT		8 x 18 x 12	36	9	4	36	–	75.6	2718

WALLS

PALLET INFORMATION / ESTIMATING CHART







DIAMOND PRO QUARRIED FACE			SQFT/ PALLET	SQFT/ LAYER	LAYER/ PALLET	UNITS/ PALLET	UNITS/ SQFT	WEIGHT/ UNIT	WEIGHT/ PALLET
BLOCK		8 x 18 x 12	36	–	4	36	–	67	2412
CAP		4 x 18½ x 12	–	–	6	54	–	58	3132
CORNER		8 x 17 x 8	–	–	2	24	–	80	1920



DIAMOND PRO ACCESSORIES			SQFT/ PALLET	SQFT/ LAYER	LAYER/ PALLET	UNITS/ PALLET	UNITS/ SQFT	WEIGHT/ UNIT	WEIGHT/ PALLET
CAP		4 x 18 x 10½	–	–	6	48	–	58.33	2800
CORNER		8 x 18 x 9	–	–	2	32	–	80	2560





U START BASE BLOCK			SQFT/ PALLET	SQFT/ LAYER	LAYER/ PALLET	UNITS/ PALLET	UNITS/ SQFT	WEIGHT/ UNIT	WEIGHT/ PALLET
BLOCK		3½ x 18½ x 12	–	–	7	56	–	77	4312

WALLS

PALLET INFORMATION / ESTIMATING CHART


LAFITT TANDEM			SQFT/ PALLET	SQFT/ LAYER	LAYER/ PALLET	UNITS/ PALLET	UNITS/ LAYER	WEIGHT/ UNIT	WEIGHT/ PALLET
TANDEM UNITS		7 x 13 ³ / ₁₆ x 2 ⁵ / ₈	19.5	3.25	–	30	–	–	–
		7 x 15 ¹³ / ₁₆ x 2 ⁵ / ₈	23.34	3.89	–	30	–	–	–
		7 x 18 ⁷ / ₁₆ x 2 ⁵ / ₈	27.24	4.54	–	30	–	–	–
TOTAL			70.1	11.68	6	90	–	–	1928
CAP		3 ¹ / ₄ x 24 x 15	–	–	8	32	4	–	3072
COLUMN CAP		24 x 24 x 3 ¹ / ₄	–	–	8	16	2	–	2272
MODULAR BLOCK		7 ¹ / ₁₆ x 7 ⁷ / ₈ x 7 ⁷ / ₈	–	–	4	128	32	–	2496


MELVILLE WALL			SQFT/ PALLET	SQFT/ LAYER	LAYER/ PALLET	UNITS/ PALLET	UNITS/ SQFT	WEIGHT/ UNIT	WEIGHT/ PALLET
WALL		4 x 20 x 10	26.67	4.45	6	48	–	61	2934
CAP		2 x 20 x 13	–	–	10	60	–	40	2400


WESTON STONE			SQFT/ PALLET	SQFT/ LAYER	LAYER/ PALLET	UNITS/ PALLET	UNITS/ SQFT	WEIGHT/ UNIT	WEIGHT/ PALLET
3-PIECE		4 x 8 x 8	9.1	1.33	–	42	–	–	–
		4 x 12 x 8	14	2.00	–	42	–	–	–
		4 x 16x 8	18.69	2.67	–	42	–	–	–
TOTAL			42	6	7	126	–	–	3360
UNIVERSAL		4 x 12 x 8	–	–	7	112	–	28	3360


CUSTOMIZE YOUR SPACE


PALLET INFORMATION / ESTIMATING CHART


COLUMN CAP			SQFT/ PALLET	UNITS/ LAYER	LAYER/ PALLET	UNITS/ PALLET	UNITS/ SQFT	WEIGHT/ UNIT	WEIGHT/ PALLET
CAP		28 x 28 x 3	–	1	5	5	–	205	1025

COVENTINA COPING/CAP			SQFT/ PALLET	UNITS/ LAYER	LAYER/ PALLET	UNITS/ PALLET	UNITS/ SQFT	WEIGHT/ UNIT	WEIGHT/ PALLET
60MM		14 x 23½ x 2¾	–	4	11	44	–	60	2642

LAGUNA COPING			SQFT/ PALLET	UNITS/ LAYER	LAYER/ PALLET	UNITS/ PALLET	UNITS/ SQFT	WEIGHT/ UNIT	WEIGHT/ PALLET
60MM		14¾ x 23¾ x 2¾	–	4	10	40	–	50	2200

LANDINGS STEP			SQFT/ PALLET	UNITS/ LAYER	LAYER/ PALLET	UNITS/ PALLET	UNITS/ SQFT	WEIGHT/ UNIT	WEIGHT/ PALLET
STEP		6 x 48 x 18	–	–	–	2	–	462	924

MARINA COPING			SQFT/ PALLET	UNITS/ LAYER	LAYER/ PALLET	UNITS/ PALLET	UNITS/ SQFT	WEIGHT/ UNIT	WEIGHT/ PALLET
60MM		5¹⁵⁄₁₆ x 11¹³⁄₁₆ x 2¾	–	–	5	210	–	–	2751


UNICO COPING			GROSS WEIGHT / BOX	PIECES / BOX	SQ FT / BOX	BOXES / FULL PALLET	SQ FT / PALLET	GROSS WEIGHT / PALLET
UNICO		12.99 x 23.54 x ¾	24 kg / 52 lbs	3	6.37	40	254.82	943 kg / 2080 lbs

NOTES


NOTES

RESOURCES

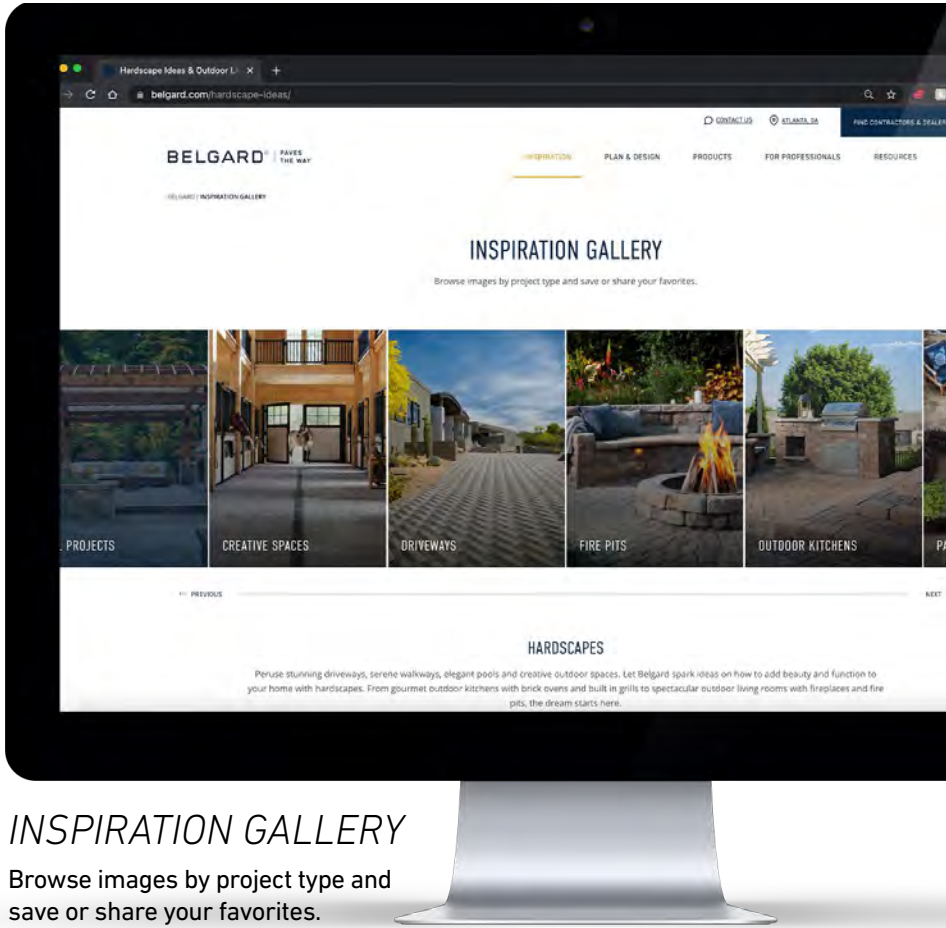
We offer an array of resources to help plan and design an outdoor living addition.




**BELGARD
ROOMS**



A simple way to design the outdoor addition you've been dreaming of.



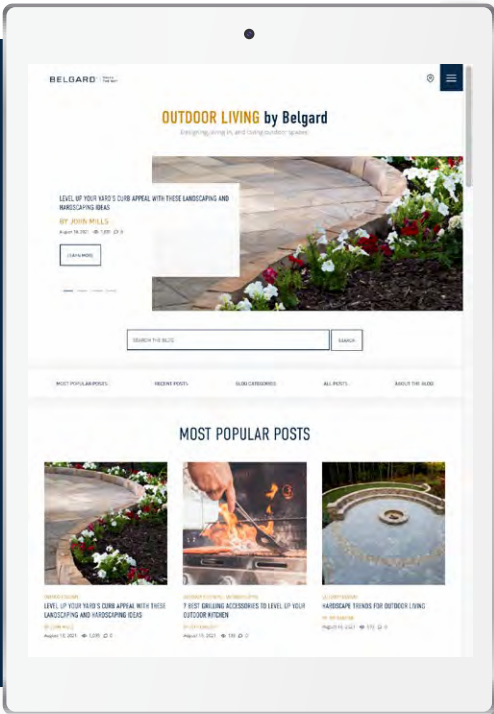


INSPIRATION GALLERY
Browse images by project type and save or share your favorites.



**OUTDOOR LIVING
BY BELGARD BLOG**

The art of designing, living in, and loving outdoor spaces.







PROJECT GUIDE
Everything you need to know about planning an outdoor living project.





DIGITAL CATALOG
Download or share a digital version of this catalog.





RESOURCE GUIDE
Installation tips, laying guides and estimating tools for contractors.

PEACE OF MIND, GUARANTEED

LIFETIME TRANSFERABLE LIMITED WARRANTY














Oldcastle® APG, Inc. ("Belgard") is proud to inform you that all of our interlocking concrete paver and retaining walls ("Products") meet and/or exceed the requirements of ASTM C-936 and ASTM C-1372. Belgard® guarantees its Products against these standards for the lifetime of the Product defined by ICPI. This guarantee does not apply to splitting, chipping or other breakage that could be caused by impact, abrasion or overloading. This warranty is transferable. The original proof of purchase is required.

This warranty is only valid if the material is installed under the guidelines of the ICPI (www.ICPI.org), The NCMA (www.ncma.org) or the Belgard Installation Guideline Manual. Improper installation voids this warranty. This warranty is for residential applications only and does not apply to commercial applications. It is recommended that the job be installed by a Belgard Contractor Program participant who guarantees their workmanship for a minimum of 3 years from the date of install. For warranty service, contact Belgard at 1-877-BELGARD. A service representative will investigate your claim within 10 business days. If the Belgard product fails to meet the specifications, Belgard will replace the defective product at no charge. Color matching cannot be guaranteed. Belgard will not be responsible for any replacement labor, consequential damages or incidental damages. This warranty gives you specific legal rights, and you may also have other rights which vary from state to state. Some states do not allow for the exclusion or limitation of incidental or consequential damages, so the above limitation or exclusion may not apply to you.






For specific information regarding warranty coverage and exclusions in regards to the Elements™ and Porcelain Paver products, please visit: Belgard.com/Warranty.

PRODUCT INDEX

PAVERS

 Cambridge Cobble®.....	42
 Dimensions™.....	18
 Dublin Cobble®.....	40
 Eco Dublin®.....	46
 Glocal.....	48
 Holland Stone.....	44
 Melville™ Plank.....	28
 Noon.....	50
 Origins™.....	30
 Quarziti 2.0.....	52
 Travertino™.....	38
 Turfstone™.....	47
 Verona™.....	54

WALLS

 Diamond® 9D.....	68
 Diamond Pro® Beveled Face.....	70
 Diamond Pro® PS Beveled Face.....	71
 Diamond Pro® Quarried Face.....	62
 Diamond Pro Stone Cut®.....	69

 Lafitt Tandem™.....	64
 Melville™ Wall.....	60
 Weston Stone™.....	66

CUSTOMIZE YOUR SPACE

 Artforms™.....	14
 Bordeaux™ Series.....	84
 Column Cap.....	77
 Coventina™ Coping.....	75
 Elements.....	82
 Laguna™ Coping.....	74
 Landings™ Step.....	80
 Marina™ Coping.....	76
 Unico.....	78
 Weston Stone™ Fire Pit.....	86









JEWELL LOCATIONS

KELLER 2725 Prestige Rd. Keller, TX 76244 817-337-4408	N. GARDEN STREET 11931 N Garden St. Houston, TX 77071 713-974-1911
DALLAS 2627 Joe Field Rd. Dallas, TX 75229 972-243-1144	AUSTIN 3733 Bluestein Drive Austin, TX 78721 512-462-3363
FRISCO 9850 John W. Elliot Dr. Frisco, TX 75034 972-335-4122	ROSENBERG 1607 Spur 529 Rosenburg, TX 77471 281-342-8114
BRITTMORE 4523 Brittmore Lane Houston, TX 77041 713-937-3966	WACO 400 Jewell Drive Waco, TX 76712 254-772-3440
HOUSTON 16745 W. Hardy Rd. Houston, TX 77060 281-209-0683	

Please visit Belgard.com/find-contractor to locate a Belgard retail dealer or contractor near you.

STAY CONNECTED

 OutdoorLivingbyBelgard	 BelgardOutdoorLiving
 BelgardHardscapes	 Belgard
 Belgard	 Belgard.com/Blog

COLLECTIONS LEGEND

-  Metropolitan Collection
-  Natural Collection
-  Heritage Collection
-  Legacy Collection
-  Environmental Collection
-  Porcelain Collection



BELGARD.COM

PICTURED ON THE COVER: STONE DECK TEXAS
CATALINA® GRANA AND MELVILLE™ WALL CUSTOM GRILL ISLAND